

SOT-89 Plastic-Encapsulate Transistors

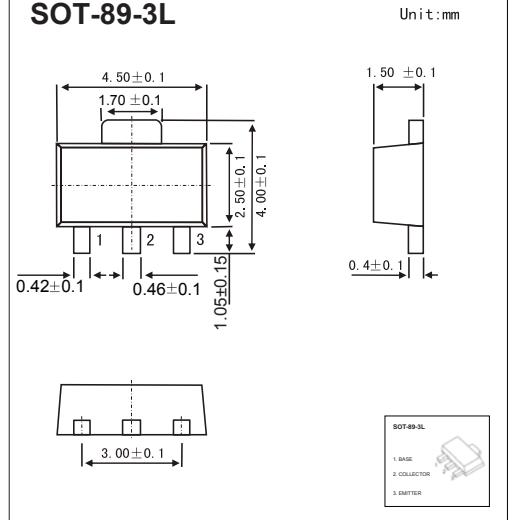
FEATURES

- Compliment to PXT8050
- TRANSISTOR (PNP)

MECHANICAL DATA

- Case style: SOT-89 -3L molded plastic
- Mounting position: any

SOT-89-3L



MAXIMUM RATINGS AND CHARACTERISTICS

@ 25°C Ambient Temperature (unless otherwise noted)

Symbol	Parameter	Value	Unit
V_{CB0}	Collector-Base Voltage	-40	V
V_{CEO}	Collector-Emitter Voltage	-25	V
V_{EBO}	Emitter-Base Voltage	-5	V
I_C	Collector Current -Continuous	-1.5	A
P_C	Collector Power Dissipation	0.5	W
$R_{\theta JA}$	Thermal Resistance From Junction To Ambient	250	°C/W
T_J	Junction Temperature	150	°C
T_{stg}	Storage Temperature	-55~150	°C

PACKAGE INFORMATION

Device	Package	Shipping
PXT8550	SOT-89	1000/Tape&Reel

Parameter	Symbol	Test conditions	Min	Max	Unit
Collector-base breakdown voltage	$V_{(BR)CBO}$	$I_C = -100\mu A, I_E = 0$	-40		V
Collector-emitter breakdown voltage	$V_{(BR)CEO}$	$I_C = -0.1mA, I_B = 0$	-25		V
Emitter-base breakdown voltage	$V_{(BR)EBO}$	$I_E = -100\mu A, I_C = 0$	-5		V
Collector cut-off current	I_{CBO}	$V_{CB} = -40V, I_E = 0$		-0.1	μA
Collector cut-off current	I_{CEO}	$V_{CE} = -20V, I_B = 0$		-0.1	μA
Emitter cut-off current	I_{EBO}	$V_{EB} = -5V, I_C = 0$		-0.1	μA
DC current gain	$h_{FE(1)}$	$V_{CE} = -1V, I_C = -100mA$	85	400	
	$h_{FE(2)}$	$V_{CE} = -1V, I_C = -800mA$	40		
Collector-emitter saturation voltage	$V_{CE(sat)}$	$I_C = -800mA, I_B = -80mA$		-0.5	V
Base-emitter saturation voltage	$V_{BE(sat)}$	$I_C = -800mA, I_B = -80mA$		-1.2	V
Base-emitter on voltage	$V_{BE(on)}$	$I_C = -1V, V_{CE} = -10mA$		-1	V
Base-emitter positive favor voltage	V_{BEF}	$I_B = -1A$		-1.55	V
Transition frequency	f_T	$V_{CE} = -10V, I_C = -50mA$	100		MHz
output capacitance	C_{ob}	$V_{CB} = -10V, I_E = 0, f = 1MHz$		20	pF

CLASSIFICATION OF $h_{FE(1)}$

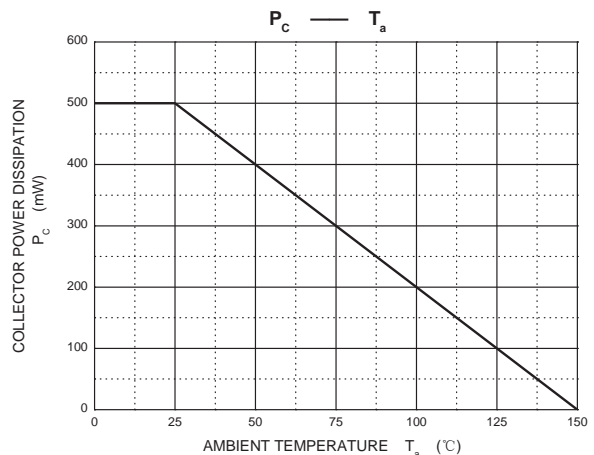
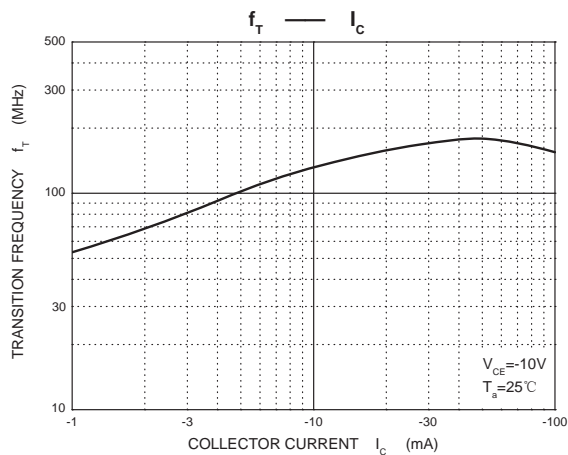
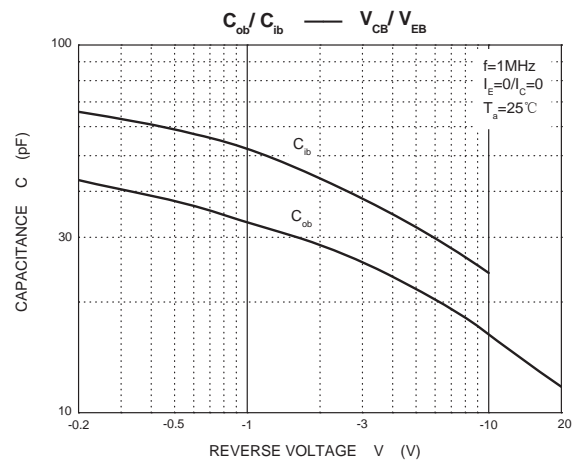
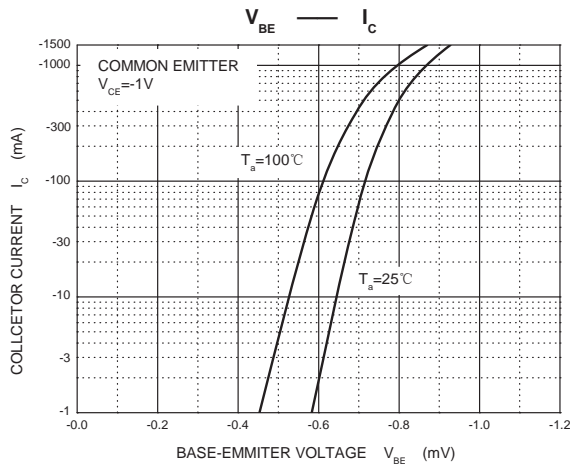
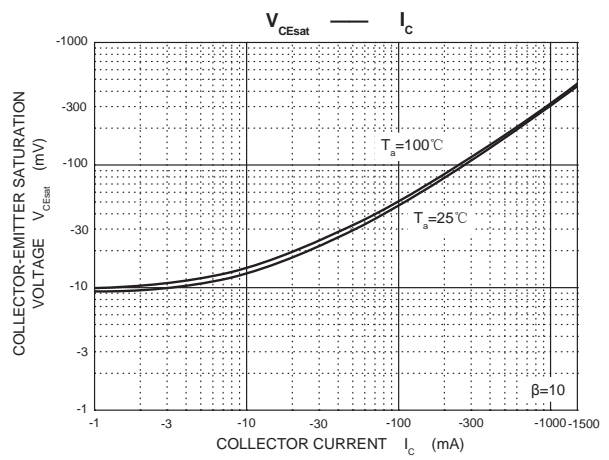
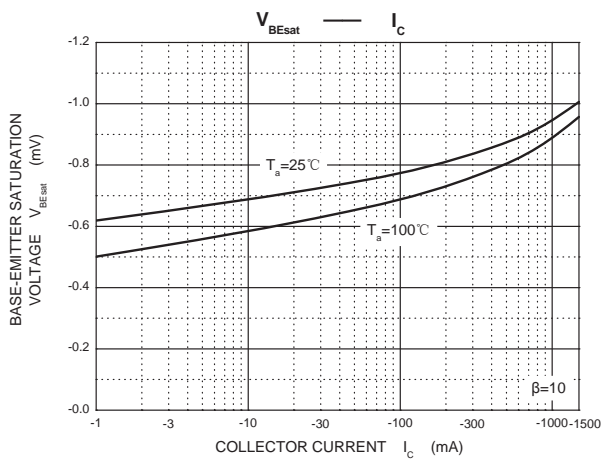
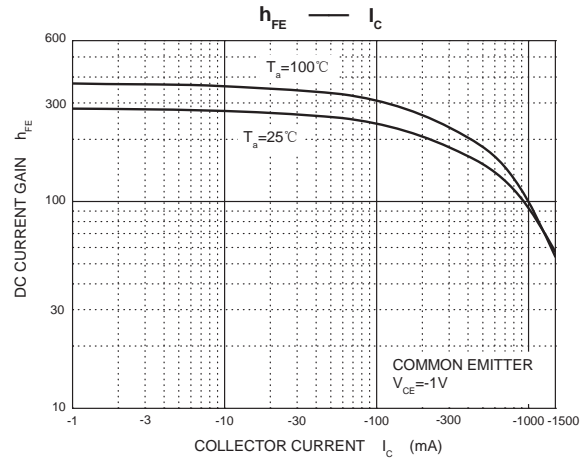
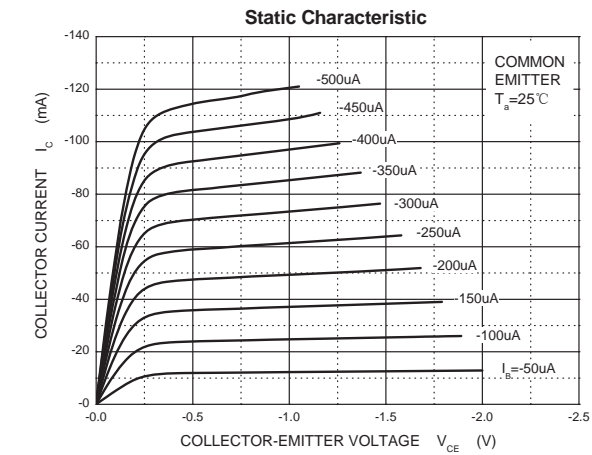
Rank	B	C	D	D3
Range	85-160	120-200	160-300	300-400

Marking

Marking	Y2
---------	----

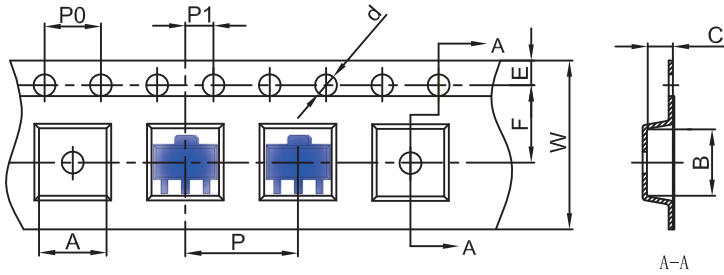
RATINGS AND CHARACTERISTIC CURVES

Typical Characteristics



SOT-89-3L Tape and Reel

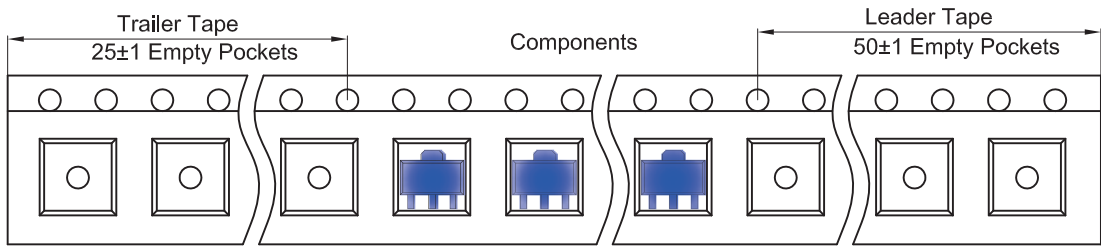
SOT-89-3L Embossed Carrier Tape



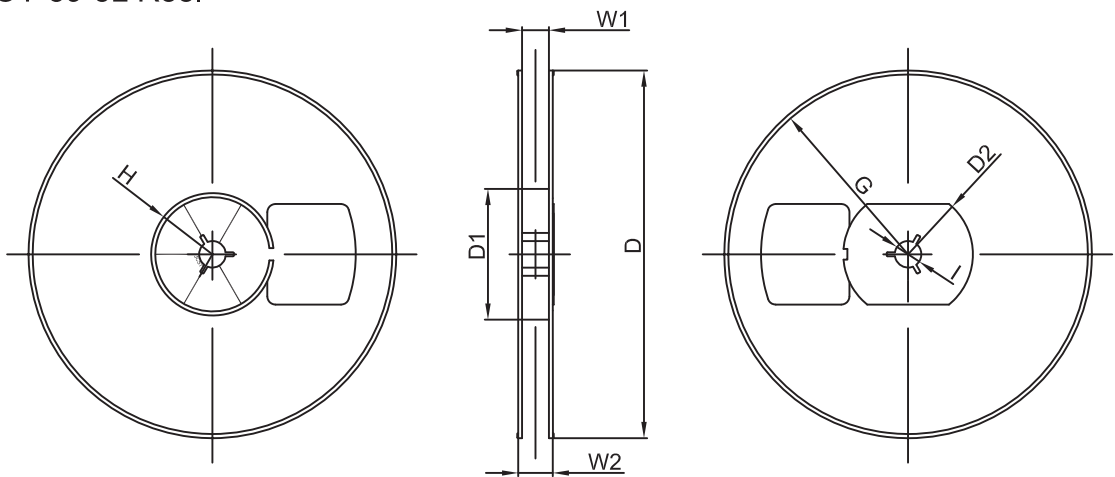
Packaging Description:
 SOT-89-3L parts are shipped in tape. The carrier tape is made from a dissipative (carbon filled) polycarbonate resin. The cover tape is a multilayer film (Heat Activated Adhesive in nature) primarily composed of polyester film, adhesive layer, sealant, and anti-static sprayed agent. These reeled parts in standard option are shipped with 1,000 units per 7" or 18.0 cm diameter reel. The reels are clear in color and is made of polystyrene plastic (anti-static coated).

Dimensions are in millimeter										
Pkg type	A	B	C	d	E	F	P0	P	P1	W
SOT-89-3L	4.85	4.45	1.85	Ø1.50	1.75	5.50	4.00	8.00	2.00	12.00

SOT-89-3L Tape Leader and Trailer



SOT-89-3L Reel



Dimensions are in millimeter								
Reel Option	D	D1	D2	G	H	I	W1	W2
7" Dia	Ø180.00	60.00	R32.00	R86.50	R30.00	Ø13.00	13.20	16.50

REEL	Reel Size	Box	Box Size(mm)	Carton	Carton Size(mm)	G.W.(kg)
1000 pcs	7 inch	10,000 pcs	203×203×195	40,000 pcs	438×438×220	