

Schottky Barrier Diode

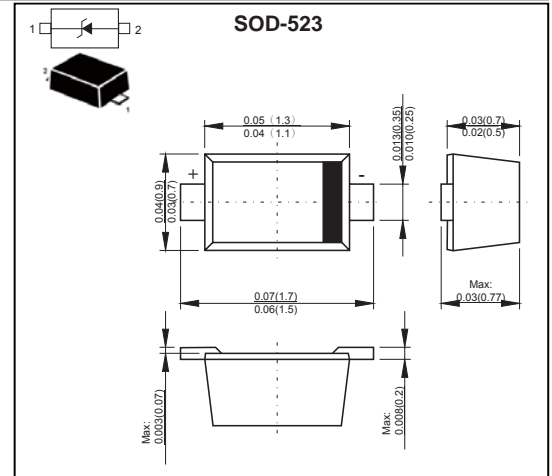
VOLTAGE RANGE: 30V PEAK PULSE POWER:200mW

Features

- VR 30V
- IF(AV) 200mA
- Low Forward Voltage Drop

MECHANICAL DATA

- Case: SOD-523 Small Outline Plastic Package
- Polarity: Color band denotes cathode end
- Mounting Position: Any



MAXIMUM RATINGS AND CHARACTERISTICS

Ratings at 25 C ambient temperature unless otherwise specified

Item	Symbol	Unit	Conditions	Limit
Power Dissipation	PD	mW		200
Storage Temperature	TSTG	°C		-65 to +125
Junction Temperature	TJ	°C		125
Repetitive Peak Reverse Voltage	VRRM	V		30
Maximum DC Blocking Voltage	VR	V		30
Average Forward Rectified Current	IF(AV)	mA		200
Peak Forward Surge Current	IFSM	A		4

Electrical Specification (TA=25°C unless otherwise specified)

Item	Symbol	Unit	Conditions	Min	Max
Breakdown Voltage	VR	V	IR= 10uA	30	
Reverse Leakage Current	IR	uA	VR=25V		2
Forward Voltage	VF	V	IF=0.1mA		0.24
			IF=1.0mA		0.32
			IF=10mA		0.40
			IF=30mA		0.50
			IF=100mA		0.80
Reverse Recovery Time	TRR	ns	IF=IR=10mA,RL=100Ω,IRR=1mA		5
Capacitance	C	pF	VR=1V, f=1MHZ		10

Marking 5B

Packing Information

Device	Package	Shipping
BAT54XV2	SOD-523	3000/Tape&Reel

RATINGS AND CHARACTERISTIC CURVES

Typical Characteristics

Fig.1 Total Capacitance

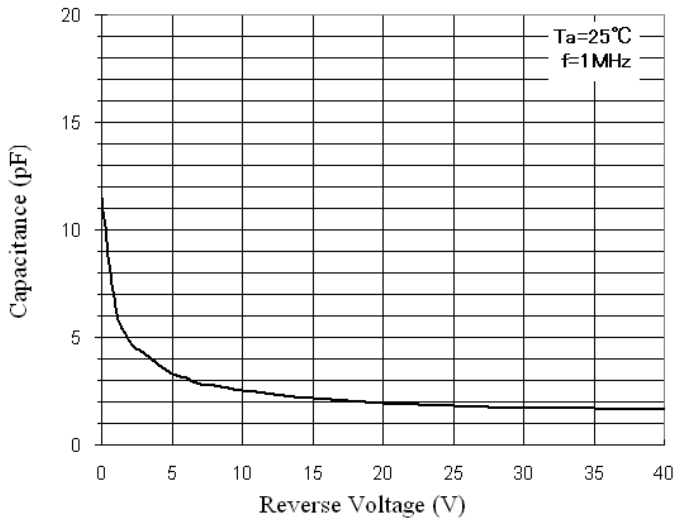


Fig.2 Forward Voltage vs Ambient Temperature

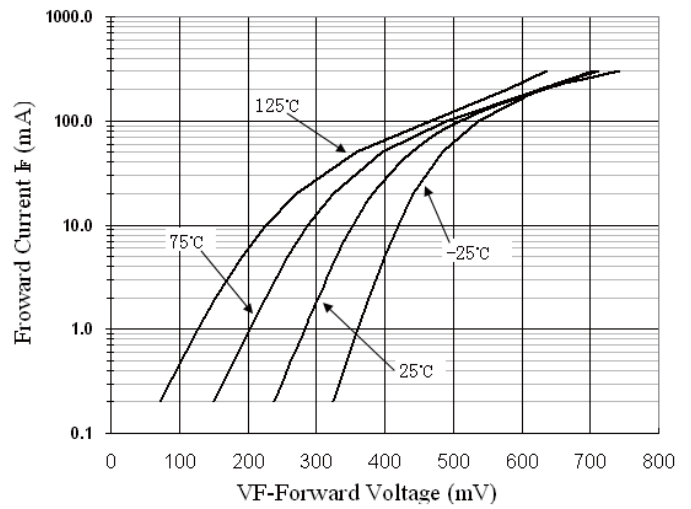


Fig.3 Reverse Current vs Reverse Voltage

